

2019

HARDRACE
CHASSIS / STEERING / ALIGNMENT

SUSPENSION SOLUTION



NO HARDRACE

NO MODIFIED

01 BAR AND BRACE

HARDRACE Rear Sub-frame Brace are designed to stiffen up the chassis and reduce vehicle chassis flex. This will increase the rigidity of your car during high speed driving and hard cornering. This is why HARDRACE bars and braces can maximize the performance of the suspension and brings better handling feeling and quicker response. These HARDRACE structure bars and braces are constructed from super strong tubular steels that help strengthen the front and rear chassis. With these braces being tied into the chassis it reinforced body structure from frame to the tank. These braces have high quality powder coated blue finish that looks great under any vehicle.



FRONT FENDER BRACE
HONDA FIT / JAZZ 3rd GK3/4/5/6
■ Q0333

FRONT LOWER 4 POINTS BRACE

SUZUKI SWIFT 4th ZC33 2017-present



Q0336

FRONT STRUT BRACE

MITSUBISHI ECLIPSE CROSS 2018-present



Q0162

- Increase the rigidity
- High quality blue powder coated finish

02 4X4 UPPER CONTROL ARMS

HARDRACE is proud to announce the Pick-Up series control arms. The control arms are made with high strength steels. The arms feature increased caster design for IFS front upper arms and adjustable design for SAS links to retain factory alignment specs after installation of suspension lifts. These control arms are equipped with superior harden rubber bushings with high strength and anti-crack material and greasable ball joints to provide solid steering response and long lifespan.

FRONT UPPER ARM

TOYOTA TACOMA 2nd 2004-15/PRERUNNER 05- / 3rd N300 2015- / HILUX 7th AN10/20/30 2004-2015 / 8th AN120/130 2015-present



8747

FRONT TRACK BAR-ADJUSTABLE

JEEP WRANGLER JL 2018-present



Q0271

- Increased caster for a better ride quality
- High strength steel tubes with 4mm tube wall thickness



03 ADJ. ARMS

HARDRACE Adjustable Arms are divided into four series - STREET, PERFORMANCE, RACING and STANCE, they come with harden rubber bushing and anti-dust pillow ball bushing options to provide comprehensive solution to your needs.

REAR TOE CONTROL ARM

HYUNDAI SONATA 7th LF 2014-



7909

FRONT HIGH ANGLE TENSION ROD V3

NISSAN 240SX / SILVIA 5th S13

FAIRLADY Z 4th Z32 1989-2000/SKYLINE R32

CEFIRO A31 88-93



Q0336

04 ADJ. UPPER ARMS



Q0129

HARDRACE has developed Front and Rear adjustable control arms to fit the needs of the aggressive and performance oriented tuner. These arms are constructed with hardened steel and compound with superior quality bushing, which like Harden Rubber bushings or Pillow Ball bushings. Features an adjustable ball joint, it allows the adjustment of Negative Camber and maximize your contact patch by fixing the camber. Front and Rear control arms are adjustable to fine tune your cars handling. They provide advanced stability and accurate response steering, especially during high speed driving and cornering.

- Dramatically improving handling performance
- Assists to reduce chassis twist and flex

FRONT UPPER CAMBER/CASTER KIT

HONDA CIVIC 5th EG, EH, EJ1/2

/Del Sol EG1/2

/INTEGRA DC2 Type R 1995-1998



ADJUSTABLE REAR UPPER ARM

HONDA S2000 AP1/2



8750

05 REAR LOWER ARMS

HARDRACE rear lower arms replace the OE units to give you more adjustability in camber. Equipped with superior quality bushing helps with rigidity. These arms are constructed with Lightweight Steel or Aluminum-Alloy, which is superior strength and durability. You can feel advanced stability and accurate response steering, especially during high speed driving and cornering. Some rear lower arms are designed for use on show vehicles which like Hella-Flush, Stance Style with extreme low ride heights and wheel fitment. Unique adjustment design with ball joint and multiple lock holes fit the needs of the aggressive and serious tuner.

- Regulate the movement of wheels quickly
- Increases steering response



Q0428

REAR LOWER CONTROL ARM

SCION FR-S 1st ZN6
SUBARU IMPREZA 3rd WRX GE-GR 2007-2013
/STI GE-GR 2007-2013/4th GP/GJ 2012-2017
/WRX/STI VA 2014-/5th GK/GT 2017-present
/FORESTER 3rd SH 2009-2013/th SJ 2014-
LEGACY 5th BM/BR 2009-2014/BRZ 1st ZC 6
LEVORG 2014 -/XV GP 2012-2017
TOYOTA 86 FT86/FR-S ZN6/ZC6

REAR LOWER ARM

HONDA CIVIC 4th EC,ED,EE,EF
/5th EG, EH, EJ1/2/NTEGRA DC2 1994-2001
/DC2 Type R 1995-1998/CRX 2nd EF6/7/8



Q0187

06 REAR CAMBER KIT



8646

REAR CAMBER KIT

HONDA CIVIC 10th FC
/ FK8 TYPE-R
/CR-V 5th 2017-present

Camber is the most dramatically effected setting when lowering a car. Fixing the camber is the only way to ensure a completely even wear on a car built for cruising. Also, negative camber actually makes the car handle better and improves grip when driven harder. The finer a car is tuned, the more control a serious driver will want to have over alignment settings. HARDRACE adjustable rear camber kits allow you to set the camber correctly and easily. These high strength forged rear camber kit are designed specifically for different cars and perfect for tuners or installers that need extended camber ranges on these popular platforms.

REAR CAMBER KIT

MAZDA 6 / ATENZA 3rd GJ 2014-



7696



- Dramatically improving handling performance
- Reduces tire wear



07 BUSHING

Suspension bushings are some of the most highly stressed components of a vehicle. They provide movement and work as the joints between the frame and arms, struts and shock absorbers. Therefore, suspension bushings are able to affect the driving stability, ride quality, grip of traction, efficiency of the brakes and lifetime of tires. Once these bushings are worn, the vehicle will undergo an unpredictable and unsafe situation.



Q0301

FRONT LOWER SHOCK BUSHING

ACURA INTEGRA DC2 1994-2001
HONDA CIVIC 5th EG, EH, EJ1/2
/6th EK3/4/5/9, EJ6/7/8/9, EM1
/INTEGRA DC2 1994-2001

HARDEN RUBBER BUSHING



- HARDRACE exclusive rubber achieves a balance of hardness and flexibility
- Viscosity between rubber and metal is about 2000kgs

PILLOW BALL BUSHING



- Inner bushing is made accurately with both high molecule plastic tube and specific metal alloy
- Soundless, high durability and reliability

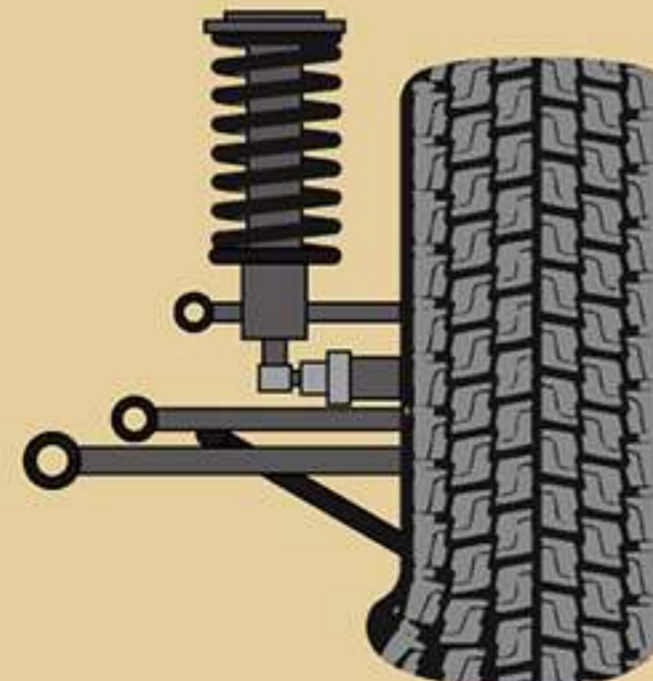
FRONT UPPER ARM BUSHING

ACURA INTEGRA DC2 1994-2001
HONDA CIVIC 5th EG, EH, EJ1/2
/Del Sol EG1/2 /INTEGRA DC2 1994-2001

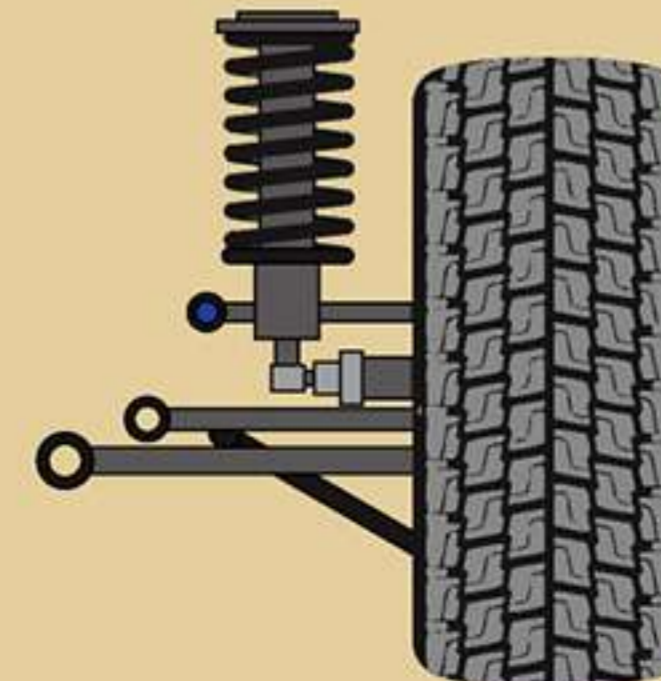


6944

The Problem



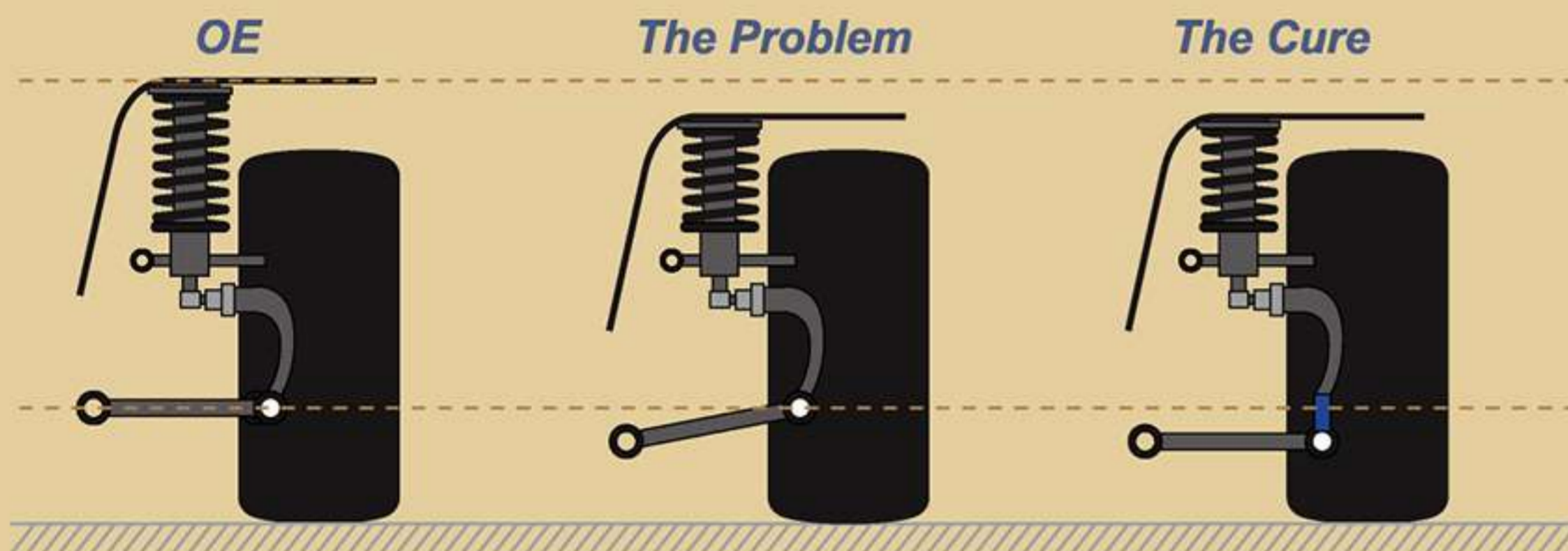
The Cure



08 ROLL CENTER ADJUSTER

As soon as the ride height of a vehicle is dropped, the balance of suspension geometry is changed. The deviation of roll center will increase the amount of body roll, even though the center of mass is dropped. The change of suspension geometry will lead to deterioration of mechanical grip, and also increase the burden on suspension components. A low roll center can make the car feel sluggish. HARDRACE Roll Center Adjuster are designed to revise the roll center and increase steering response.

- Greatly affects delicate low speed sections of the track
- Prevents the car from leaning as much



Q0094

FRONT LOWER CAMBER ADJUSTER
HONDA CIVIC FK8 TYPE-R

FRONT ROLL CENTER ADJUSTER
HONDA S660 JW5 2015-present



8696

09 HARD TIE ROD & RC. TIE ROD END

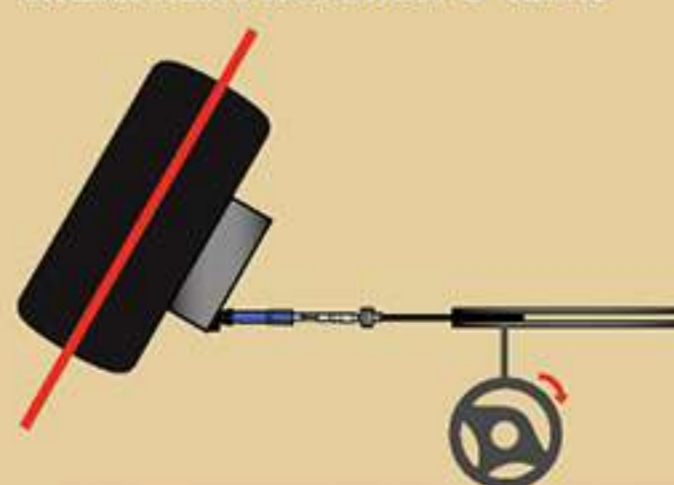
HARDRACE tie rods are constructed of durable steel alloys to provide more strength and durability than OEM ones. With spacers built into the threads they increase steering angles when in full lock. The tie rod ends are made of high quality alloy steels using CNC turning machines and microprocessor controlled grinders. The ball pins are cold forged, and subjected to HF induction to ensure its durability. These tie rod ends are designed to create accurate steering response and sustain extensive loads.

Q0288

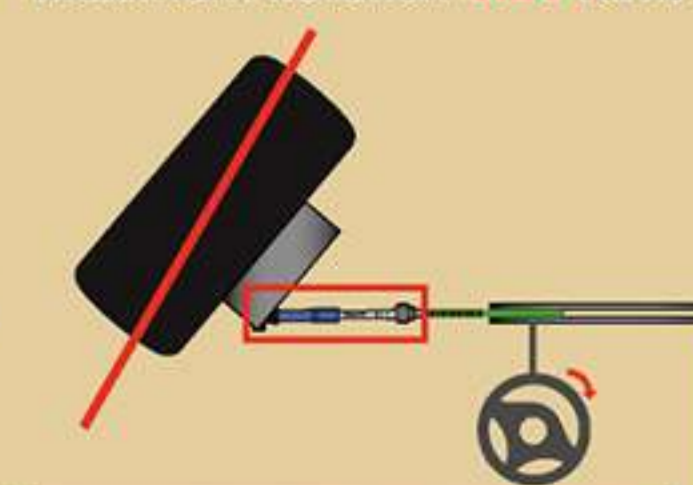
RC TIE ROD END

INFINITI G Series 4th G25/35/37 (V36)
/Q50 2013-present / Q70 2014-present
NISSAN FAIRLADY Z 6th Z34 2008-

OE
Maximum Rotation 3 Turns



HARDRACE
Maximum Rotation 3.25 Turns



10 SWAY BAR

HARDRACE sway bars are designed to keep balance of a vehicle, improve handling, maintain traction in any performance-driving situation and upgrade your suspension system. HARDRACE sway bar are made using the highest technology and CNC machines. We work diligently to ensure the design, material, and the production procedure to make stiffer, more resilient, and durable Sway Bar, companied to stock ones.

- Reduce body roll and increase stability while driving in curves
- Thicker Sway Bar increase the torsional resistance



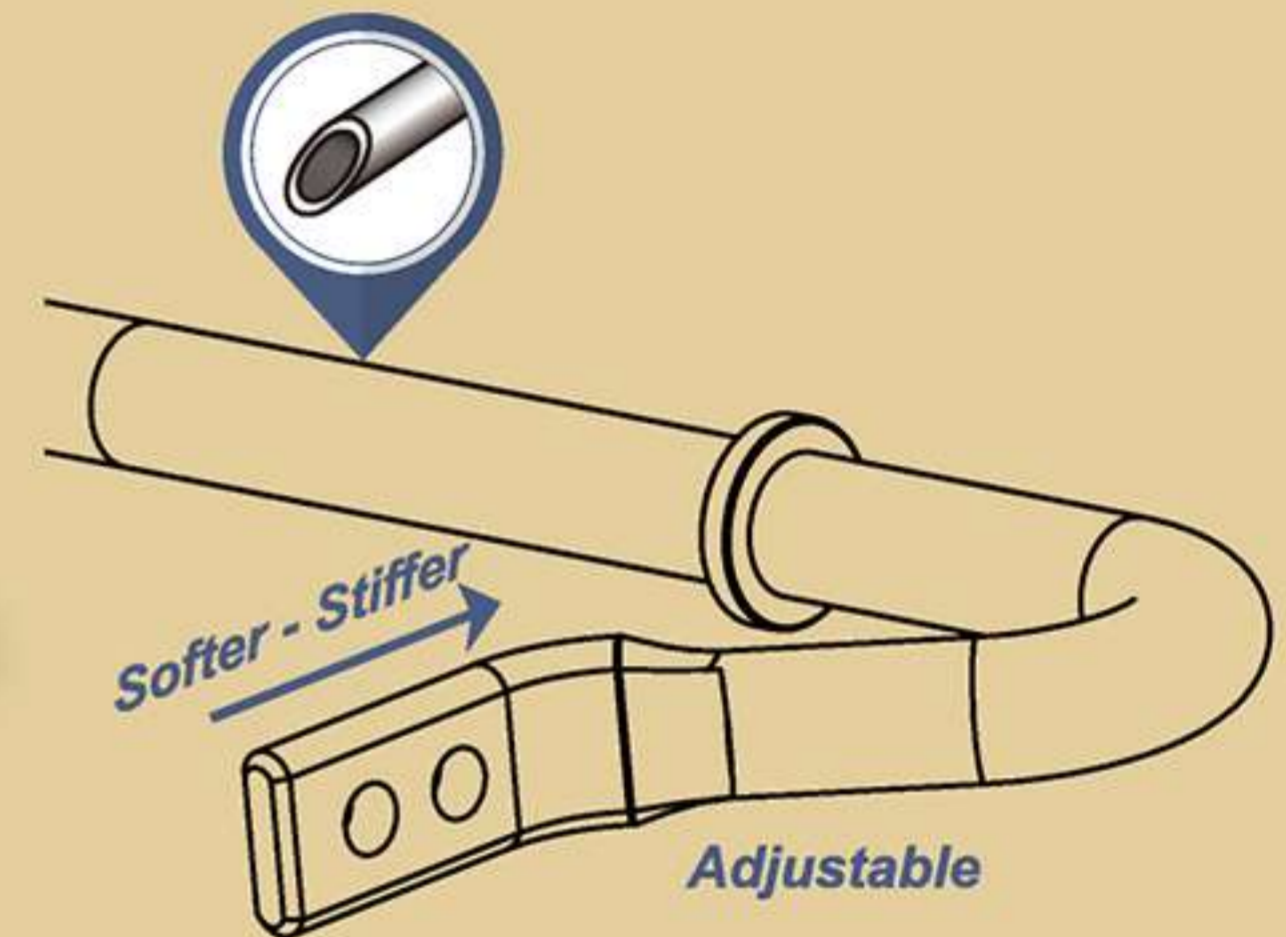
FRONT SWAY BAR
SUBARU IMPREZA 5th GK/GT 2017-present



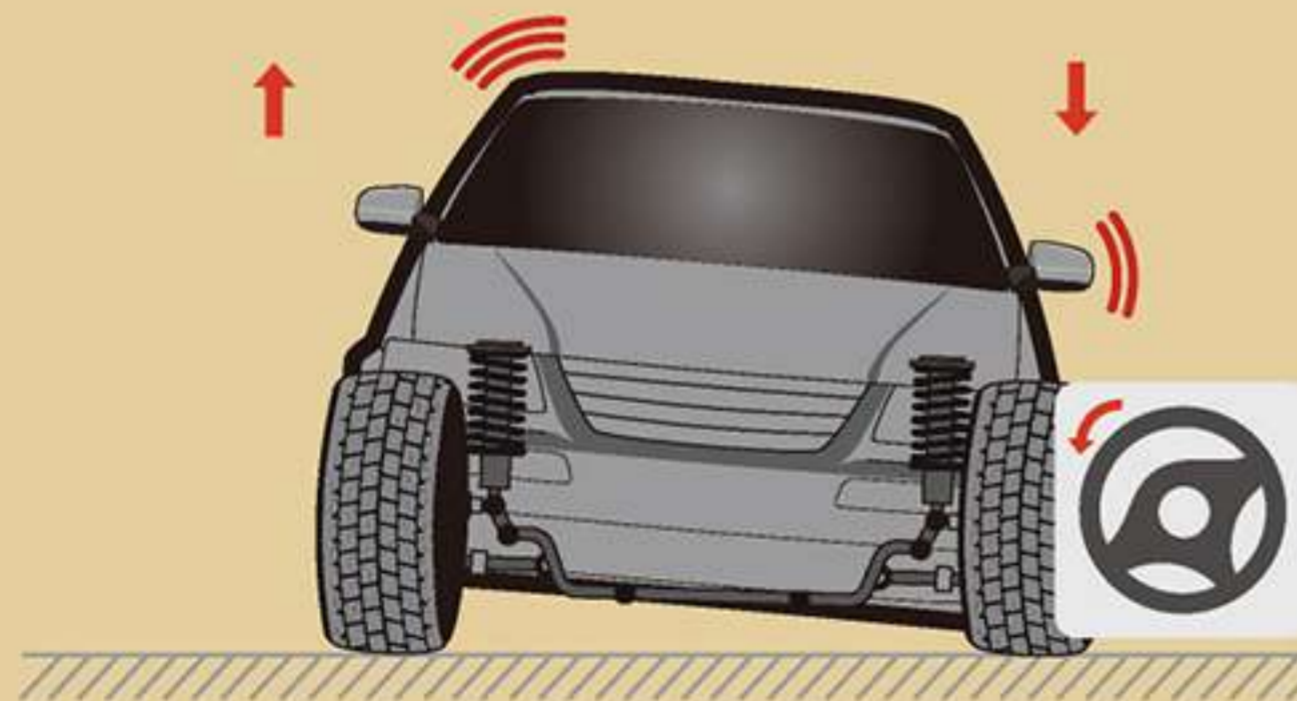
FRONT SWAY BAR
HONDA S660 JW5 2015-present



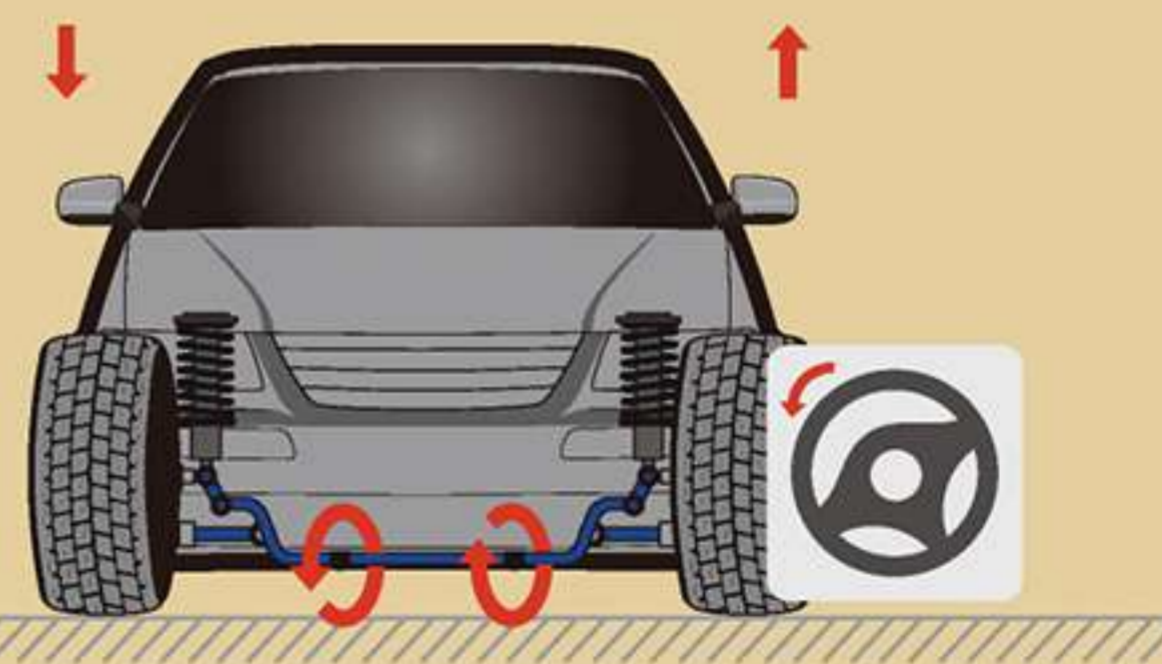
REAR ADD-ON SWAY BAR
SUZUKI SWIFT 4th ZC33 2017-present



The Problem



The Cure



1/ STABILIZER LINK

HARDRACE adjustable stabilizer links allow you to fine tune the position your sway bar for optimum handling. The adj. stabilizer links are manufactured from high tensile steel with tight ball joints and rubber boots for superior strength and rigidity to extend its life. An absolute must for any lowered vehicle.

- Self-lubricating plastic bearing and bracket
- More direct energy transfer and feel

REAR ADJ. STABILIZER LINK

LEXUS ES 7th XV70 2018-/UX 1st ZA10 18-
TOYOTA COROLLA/ALTIS/AURIS 12th E210 18-
/CAMRY XV70 2017-/PRIUS 4th XW50 2015-
/C-HR 2017-



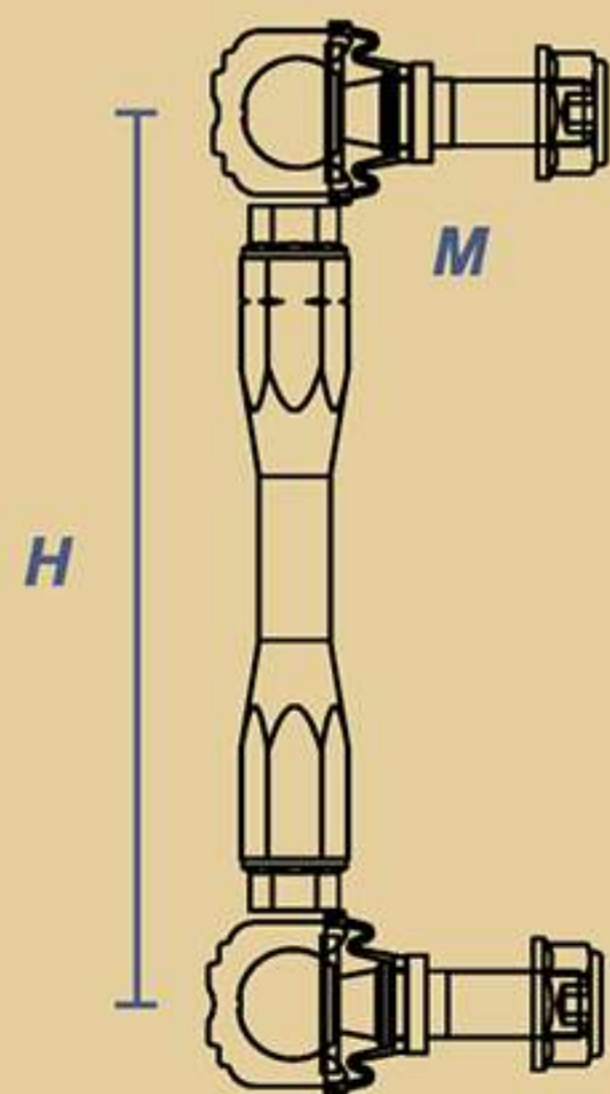
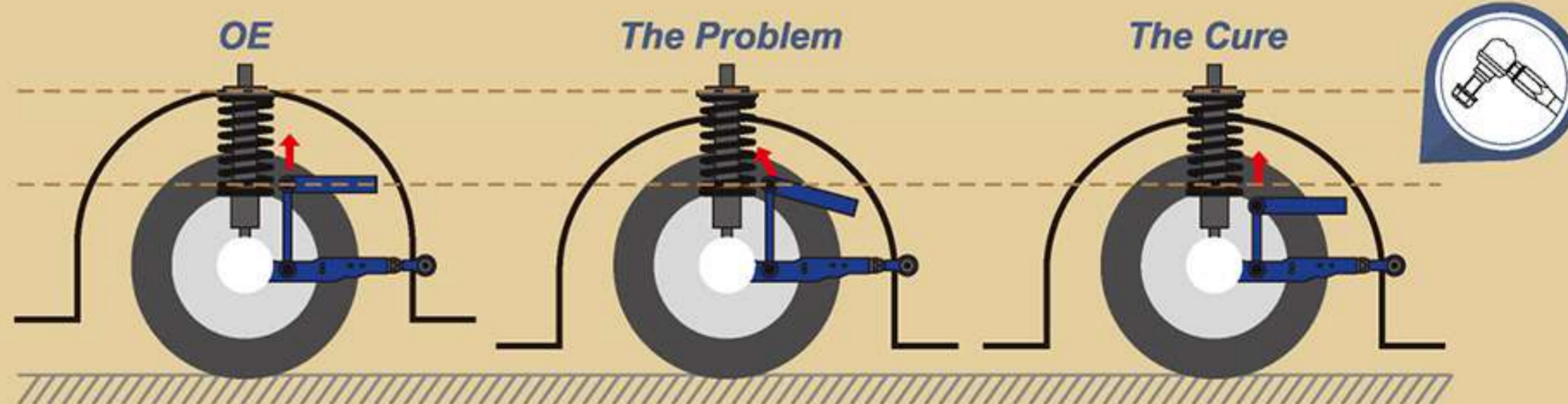
Q0402



7989

REAR ADJUSTABLE STAB. LINK

AUDI A3 MK2 8P 2004-2013/TT MK2 8J 2006-2014 /S3 MK2 2006-2012
VOLKSWAGEN GOLF MK5, A5, Typ 1K 2004-2008
/GOLF MK6, A6, Typ 5K 2009-2013
/JETTA MK5, A5, Typ 1K 2005-2010/MK6, A6, Typ 1B 2011-
/PASSAT B6/B7 2005-2014/TIGUAN 1st 5N 2007-2016
/BEETLE MK5 2011-ON /BORA MK5 2006-ON/CADDY MK3 2K 2004-on
...and more



10MM SERIES

No.	Ball Studs (M)	Range (H)
8793-095	12mm	90 - 110mm
8793-110	12mm	104 - 130mm
8793-140	12mm	123 - 162mm
8793-180	12mm	163 - 202mm
8793-220	12mm	203 - 242mm
8793-260	12mm	248 - 287mm
8793-300	12mm	283 - 322mm
8793-340	12mm	323 - 362mm
8793-380	12mm	360 - 399mm
8793-420	12mm	400 - 439mm

12MM SERIES

No.	Ball Studs (M)	Range (H)
8659-070	10mm	65 - 75mm
6853-080	10mm	80 - 89mm
6853-090	10mm	90 - 99mm
6853-100	10mm	100 - 110mm
8659-140	10mm	125 - 164mm
8659-180	10mm	160 - 199mm
8659-220	10mm	200 - 239mm
8659-260	10mm	240 - 279mm
8659-300	10mm	280 - 319mm
8659-340	10mm	320 - 359mm
8659-380	10mm	360 - 399mm
8659-420	10mm	400 - 439mm



1.2 ENGINE MOUNT

The purpose of the engine mount is to support the engine on the chassis and eliminate vibrations and noises delivering to the vehicle. HARDRACE engine mounts reduce drivetrain movement under hard acceleration, deceleration and cornering. HARDRACE engine mounts dramatically reduce motor vibrations, giving you more precise gearshift operation and more direct power delivering to the wheels.

- All rubber material is manufactured to specific durometer measurements based on the vehicle's application requirements
- A special bonding agent is used to ensure a superior rubber-to-metal bond



Q0169
RIGHT ENGINE MOUNT
SUZUKI SWIFT 4th ZC33 2017-present

Q0170
LEFT ENGINE MOUNT
SUZUKI SWIFT 4th ZC33 2017-present

Q0171
REAR ENGINE MOUNT
SUZUKI SWIFT 4th ZC33 2017-present

1.3 HEADLIGHT LEVELING BRACKET



Q0060

FRONT HEADLIGHT LEVELING BRACKET
SUZUKI SX4 2nd 2014-present / VITARA 2016-present

For anyone who's lowered your car, you should have notice that the headlight beam seems shorter and allows you to see less up ahead. Obviously, due to the car being lower, the lights are lower too. So the light isn't pointing at the right angle. HARDRACE headlight leveling bracket can easily replace the OE ones to adjust your headlights to point up a bit more and get back to the correct height.

- Keep your headlights pointed at the correct angle
- Compensate for the changes in your spension's geometry

REAR SIDE HEADLIGHT LEVELING BRACKET

SUBARU IMPREZA 5th GK/GT 2017-present



Q0220





HARDRACE
CHASSIS / STEERING / ALIGNMENT



WEBSITE WWW.HARDRACE.COM
E-MAIL INFO@HARDRACE.COM
FACEBOOK [HARDRACE](https://www.facebook.com/HARDRACE)