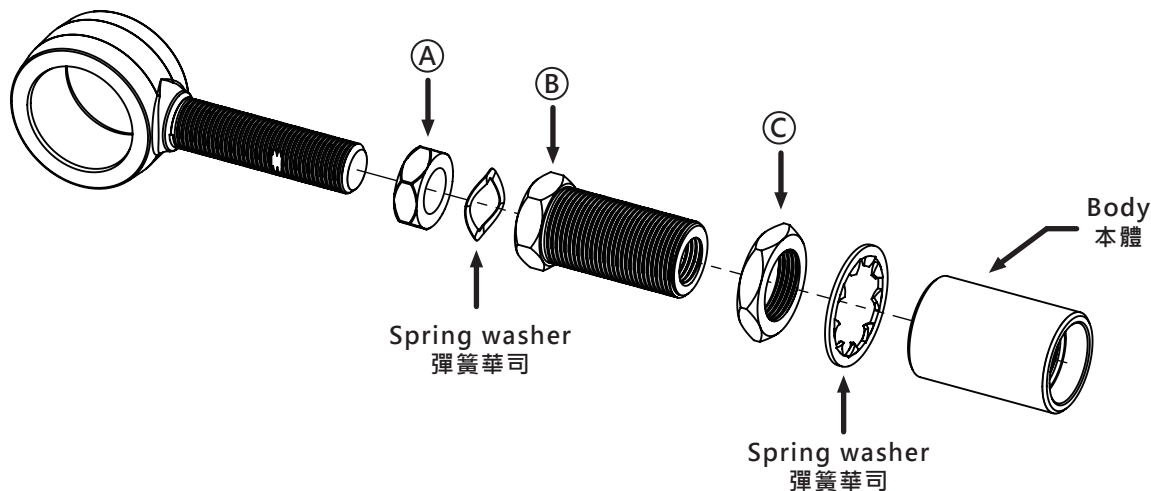


Type of adjustment set : M18 thread series
M18系列調整組

Adjust the length by section (B). After the length setting is completed, tighten nuts (A) then (C).

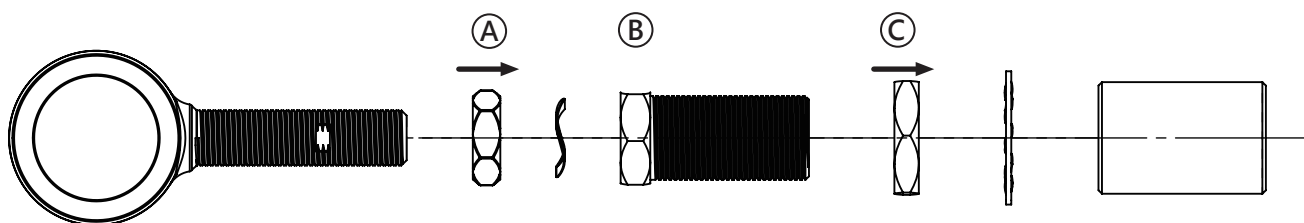
使用 (B) 部位調整所需長短，(A)+(C) 固定螺帽



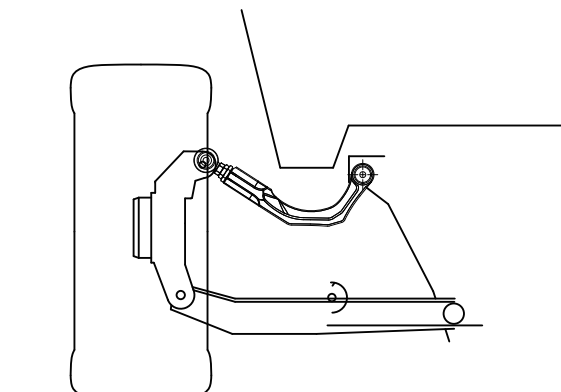
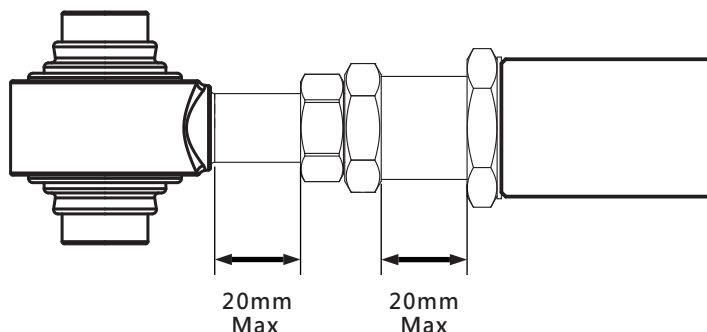
Direction of arrows indicates the locking direction of nuts, tighten nut (A) firstly then (C) Nut.

箭頭方向為螺帽鎖緊方向，先鎖 (A)，再鎖 (C)

※ Attention! Pillow ball bush and Ball joint must be kept in the middle position
注意！魚眼及和尚頭必須保持在置中位置



※ Safety adjustment length:
Within 40mm.
調整安全長度40mm以內



※ The adjustment sets should be placed outside when install this type of product.
安裝此類型產品，調整組位置為外側