

Installation Guide

安裝說明書

VEHICLE APPLICATIONS
適用車型

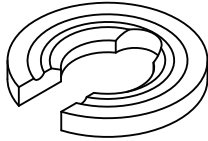
LEXUS IS 1st XE10 1999-2005 / GS 2nd JZS160 1998-2005 / SC 2nd Z40 2001-2010
TOYOTA ARISTO JZS16 1997-2004 / ALTEZZA SXE 10 98-05
TOYOTA CROWN MAJESTA JZS, UZS 17# 99-04 / CROWN JZS 17# 99-07

PART NO. 7325

Contents 內含配件

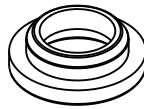
※ Please apply hand tools for installation
安裝過程請使用手動工具

①



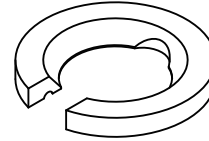
UPPER
前上後上墊片

②



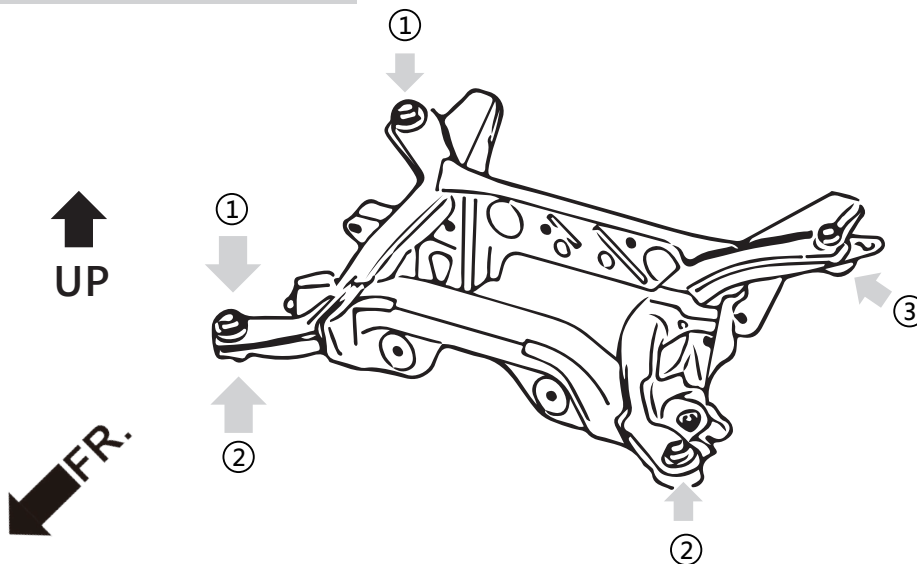
F.LOWER
前下墊片

③



R.LOWER
後下墊片

Installation tips 安裝提示



大樑前端安裝示意圖
Illustration of installed state



大樑後端安裝示意圖
Subframe-front



大樑實裝
Subframe-rear

Warning 安全提示

Installation should only be performed by licensed mechanics who have the necessary skill and tools to do the job correctly and safely.

安裝需由合格的專業技師及工具執行，以確保安裝過程的正確與安全

When swapping the suspension kits, be sure to note the routing and mounting position of all wires, cables and bolts orientation, certain damage might be caused by reinstalling differently from the original factory position. Please refer to factory manual for proper installation and safety stands.

當更換您車輛的懸吊套件時，請記下您的線組與管線安裝位置，非原廠相同的安裝位置可能會造成元件之損壞，造成車輛的危險。請參考原廠車輛手冊



TEL: +886 3 5370822 FAX: +886 3 5373027
E-MAIL: info@hardrace.com WEBSITE: WWW.HARDRACE.COM

