

Installation Instructions

安裝說明書

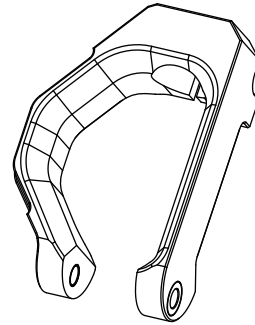
FR. FORK, 25MM SHORTER
前避震叉 短25MM
#Q0062

Application 適用車型

Honda Civic '92-95
Honda Del Sol '93-98
Acura Integra '94-01

Components 內含配件

- | | |
|--------------------------|------|
| ① Absorber fork-RH 避震叉-右 | 1PCS |
| ② Absorber fork-LH 避震叉-左 | 1PCS |

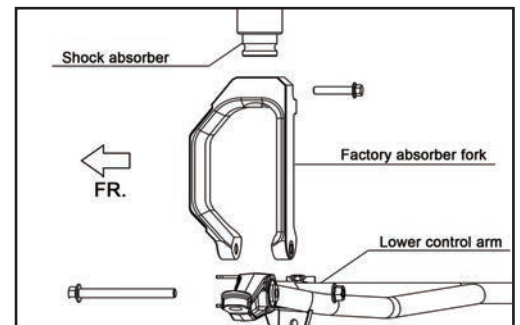


Caution 注意事項

- Installation is recommended to be performed by licensed mechanics with necessary tools to ensure proper installation and safety, or damage to the product or vehicle may occur.
- Note the routing and position of wires and cables before installation. Please refer to factory manual.
- Tighten bolts and nuts firmly using handtools, or with specified torque if mentioned.
- 安裝需由合格的專業技師及工具執行以確保安裝正確及安全，否則可能對產品或車輛造成傷害。
- 安裝前請記下線路安裝路徑及位置，或請參考原廠手冊。
- 請使用手動工具確實鎖緊螺帽及螺絲，或依照說明中標註的扭力上鎖。

Instructions 安裝說明

1. Remove the factory front forks from the shock absorbers and lower control arms on both sides. (See figure 1)
將原廠前避震叉從減震筒以及下控制臂卸下。(請參考圖表一)



2. Install ① & ② Absorber fork using the removed bolts and nuts. Please note the curve side should be facing forward. (See figure 2)
使用已拆下的螺絲及螺帽安裝 ① 及 ② 避震叉，安裝時請注意彎曲的一邊應朝向前方。(請參考圖表二)

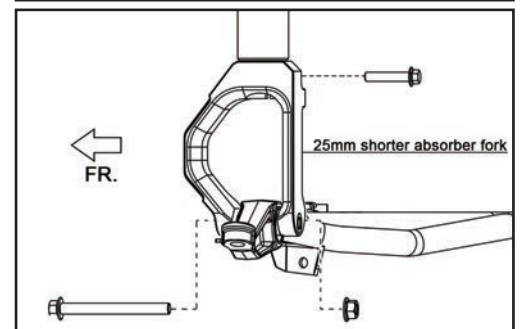


Illustration of installed state
完成示意圖

Note 提示

The absorber fork is designed to set front end 25mm lower than the factory setting, please adjust the coilovers to appropriate ride height to avoid the wheels from rubbing wheel arches or suspension components.

此避震叉為特殊改裝降低使用，請妥善設定懸吊高度以避免干涉問題

